




*Clearly the best.®*

## Parts Manual


# Milgard Essence Arch Frame Windows



## Parts Identification

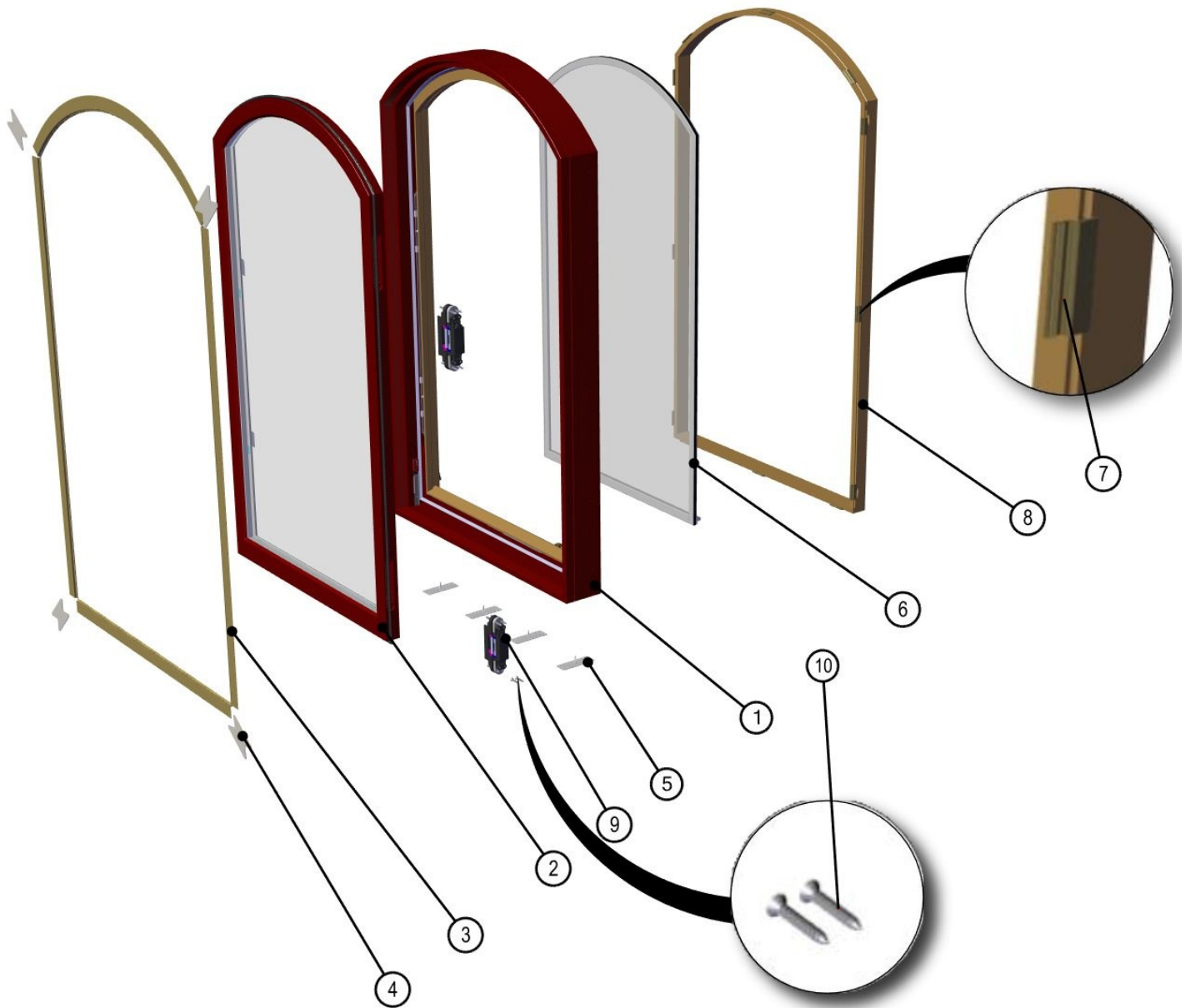
### ESSENCE ARCH FRAME WINDOW SERIES LEGEND

Description	Series	
	9505	9525
Arch Top Full Casement STD	9505	EATFC
Arch Top Full Casement TALL	9525	EATFC
Round Top Full Casement STD	9505	ERTFC
Round Top Full Casement TALL	9525	ERTFC
Quarter Arch Top Full Casement STD	9505	EQATFC
Quarter Arch Top Full Casement TALL	9525	EQATFC
Quarter Round Top Full Casement STD	9505	EQRTFC
Quarter Round Top Full Casement TALL	9525	EQRTFC
Arch Top Picture Window STD	9345	EATPW
Arch Top Picture Window TALL	9355	EATPW
Round Top Picture Window STD	9345	ERTPW
Round Top Picture Window TALL	9355	ERTPW
Quarter Arch Top Picture Window STD	9345	EQATPW
Quarter Arch Top Picture Window TALL	9355	EQATPW
Quarter Round Top Picture Window STD	9345	EQRTPW
Quarter Round Top Picture Window TALL	9355	EQRTPW









In this manual, all views shown are of the Arch-Top Full Casement

ARCH FRAME WINDOW TOP LEVEL  
(EATFC Shown)





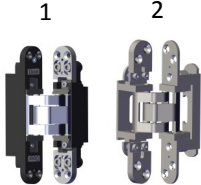

Parts Identification

ARCH FRAME WINDOW TOP LEVEL (Continued)

Image	Item #	Desc	Color/Finish/Size	Spec	Part #
	1	Casement Frame, Arch Top Casement Frame, Round Top (Not available separately)			EATFC FRAME ERTFC FRAME See Pg. 6 for Service Parts
	2	Sash, Arch Top Sash, Round Top			EATFCVO ERTFCVO See Pg. 9 for Service Parts
	3 (Options)	9000 1-3/8" Radius Nail Fin 9000 2" Radius Nail Fin 9000 1-3/8" Radius Nail Fin 9000 2" Radius Nail Fin 9000 1-3/8" Radius Nail Fin 9000 2" Radius Nail Fin	1-3/8" Setback w/ seal 1-3/8" Setback w/ seal 1" Setback w/seal 1" Setback w/seal 1" & 1-3/8" Setback w/seal 1" & 1-3/8" Setback w/seal		VA7228TN VA7229TN VA7234TN VA7235TN VA7249TN VA7250TN
	4 (Options)	1) Nail Fin Corner Seal (1-3/8") 2) ESS 2" Nail Fin Corner Seal			SE7671MI LA0223MM
	5	Installation Straps (Some straps removed for clarity)	Kit of 50 Straps + Screws		HA7105MI
	6	1) Upgrade Wood Screen 2) Standard Phenolic Screen	VG Fir Pine Primed Pine Painted Phenolic		EATFCSC ERTFCSC See Pg. 12 for Options

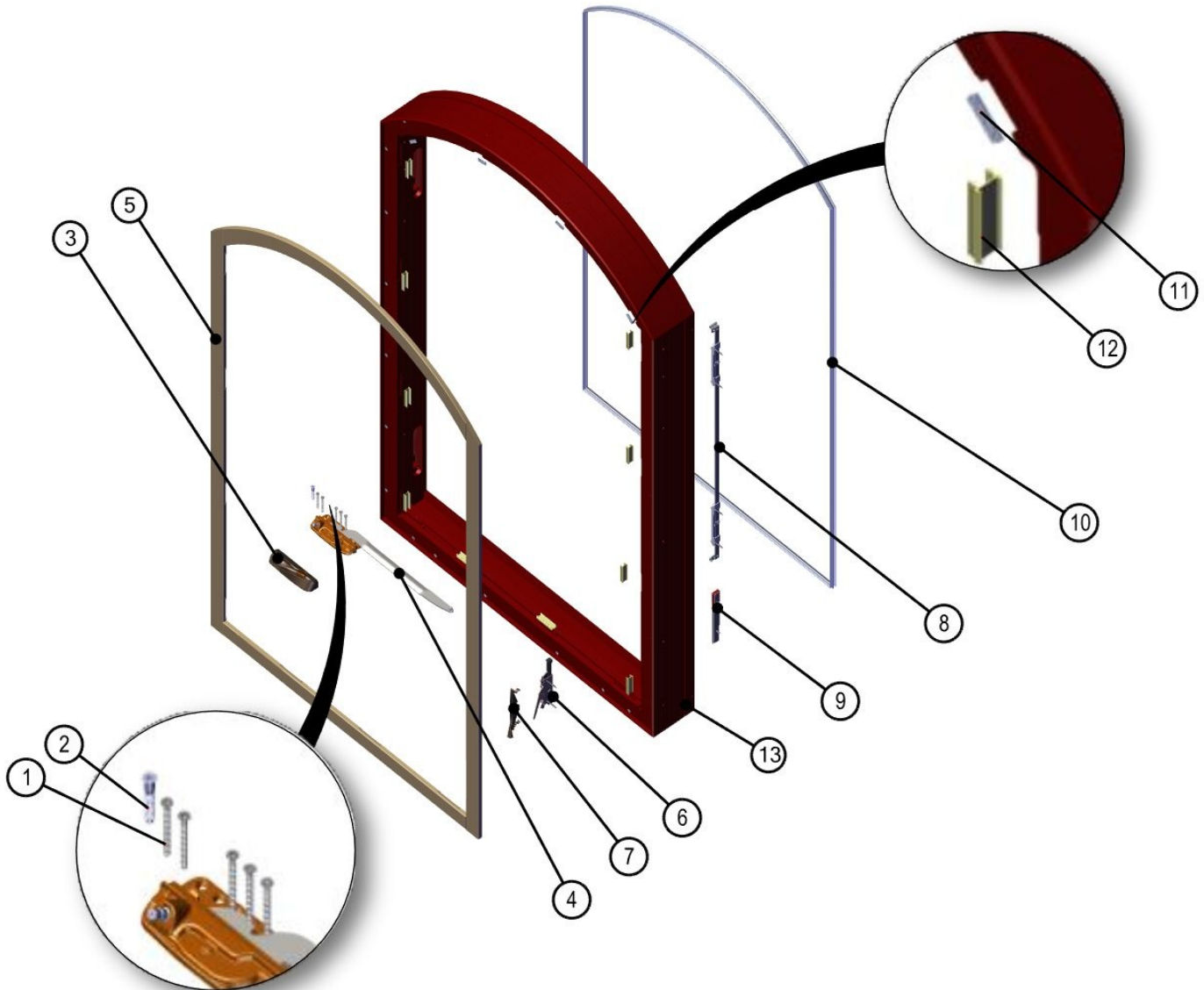
Parts Identification

ARCH FRAME WINDOW TOP LEVEL (Continued)

Image	Item #	Desc	Color/Finish/Size	Spec	Part #
	7	Jamb Extension Assembly, Arch Top Jamb Extension Assembly, Round Top	VG Fir Pine Primed Pine		EATLINER ERTLINER See Pg. 14 for Options
	8	Jamb Extension Connector			VA7476
	9 (Options)	1) Standard Concealed Hinge 2) Stainless Steel Concealed Hinge	Powder Coated Stainless Steel		HA8406EG HA8405SS
	10	Screw	Stainless Steel		FA8102SS





## Parts Identification

### OPERABLE CASEMENT FRAME (EATFC Shown)




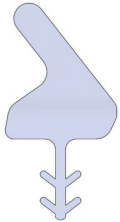



Parts Identification

OPERABLE CASEMENT FRAME (Continued)

Image	Item #	Desc	Color/Finish/Size	Spec	Part #
	1	Operator Screw	Stainless Steel		FA0405SSTN
	2	Sash Stop Screw Only for Windows ≥25.5"	Zinc		FA7603ZP
	3	Operator Handle and Cover			See Pg. 16 for Options
	4	Operator			See Pg. 17 for Options
	5 (Options)	Wood Frame Fascia, Arch Top Wood Frame Fascia, Round Top	VG Fir Pine Primed Pine		EATJF ERTJF
	6	Window Lock Mechanism			HA7027
	7	Window Lock Handle and Escutcheon			See Pg. 18 for Options
	8	Lock Bar			See Pg. 18 for Options

Parts Identification

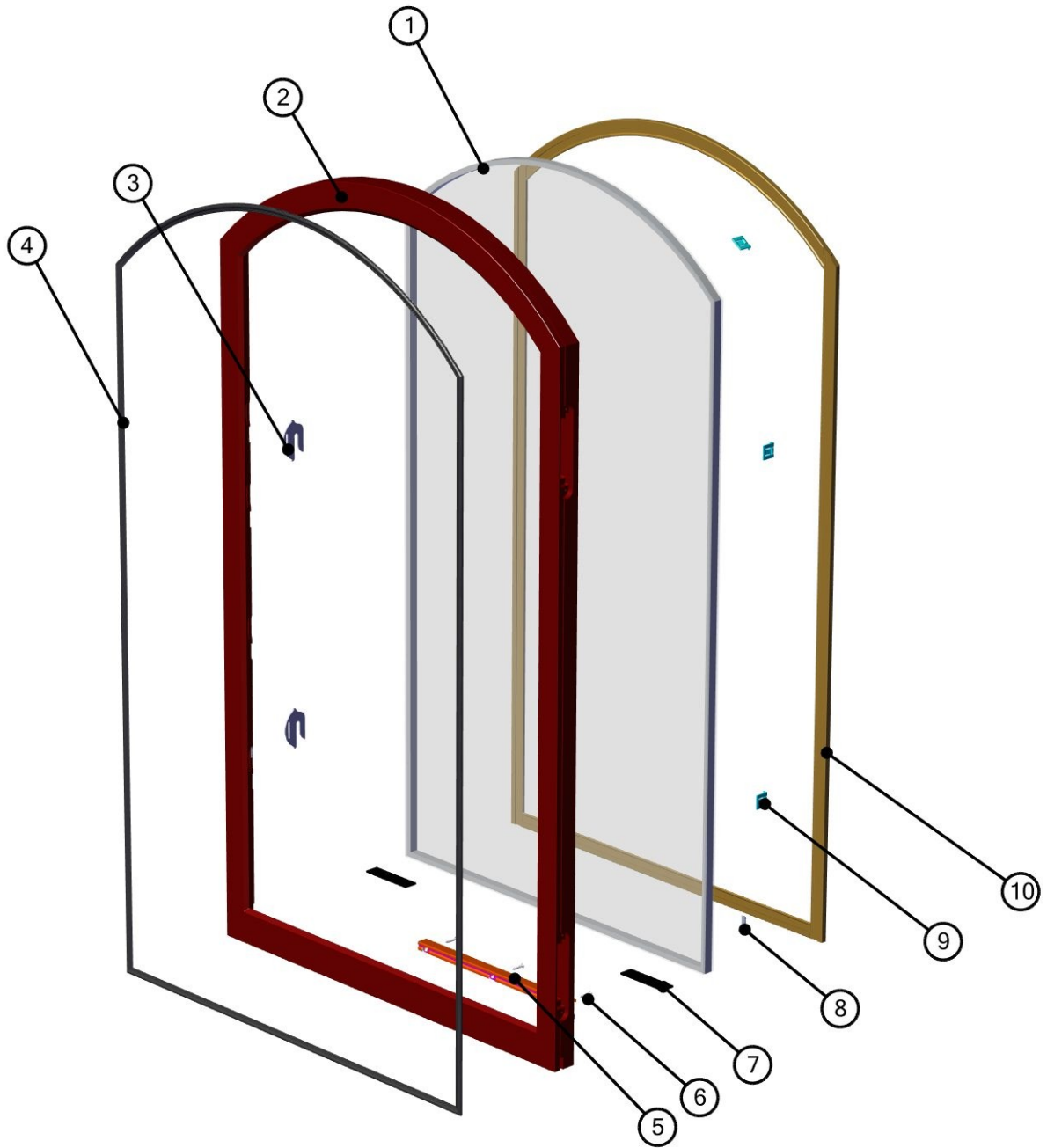
OPERABLE CASEMENT FRAME (Continued)

Image	Item #	Desc	Color/Finish/Size	Spec	Part #
	9 (Options)	Window Opening Control Device (WOCD)			HA6209SS (RH) HA6208SS (LH)
	10 (Options)	Weatherseal (Primary)	Black Gray Tan		WS7000FMBL WS7000FMGY WS7000FMTN
	11	Dual-Lock			FA7605BL
	12	Wood Connector			VA7475TN
	13	Casement Frame (Not available separately)			










## Parts Identification

### OPERABLE CASEMENT SASH (EATFCVO Shown)







Parts Identification

OPERABLE CASEMENT SASH (Continued)


Image	Item #	Desc	Color/Finish/Size	Spec	Part #
		Complete Sash, Arch Top Complete Sash, Round Top			EATFCVO ERTFCVO
	1 (Options)	Insulated Glass Assembly Arch Top Round Top			TGAT TGRT
	2	Sash Frame (Not available separately)			
	3	Keeper Biscuit	Stainless Steel		HA8404SS
	4 (Options)	Weatherseal (Secondary)	Black Gray Tan		WS7003BUBL WS7003BUGY WS7003BUTN
	5 (Options)	Track and Slider	AWW ≥ 25.5" AWW < 25.5"		HA0434SSTK HA8407SSTK
	6	Screw	Stainless Steel		FA0480SS

Parts Identification


OPERABLE CASEMENT SASH (Continued)

Image	Item #	Desc	Color/Finish/Size	Spec	Part #
	7	Setting Block			MI7510BL
	8	Dual Lock			FA7605BL
	9	Glazing Clip			IM8950
	10 (Options)	Wood Glazing Bead Frame	VG Fir Pine Primed Pine		EATWO

SCREEN OPTIONS  
(EATFCSC Shown)



STANDARD SCREEN



UPGRADE SCREEN

## Parts Identification

### SCREEN OPTIONS (Continued)


#### Arch Top

Item	Description	Color/Finish/Size	Spec	Part #
Standard Screen	Painted Phenolic Frame, Charcoal Fiber Mesh	Frost		EATFCSC
Standard Screen	Painted Phenolic Frame, Charcoal Fiber Mesh	Clay		
Standard Screen	Painted Phenolic Frame, PureView II Mesh	Frost		
Standard Screen	Painted Phenolic Frame, PureView II Mesh	Clay		
Standard Screen	Painted Phenolic Frame, Aluminum Wire	Frost		
Standard Screen	Painted Phenolic Frame, Aluminum Wire	Clay		
Upgrade Screen	Wood Frame, Charcoal Fiber Mesh	VG Fir		EATFCSC
Upgrade Screen	Wood Frame, Charcoal Fiber Mesh	Pine		
Upgrade Screen	Wood Frame, Charcoal Fiber Mesh	Primed Pine		
Upgrade Screen	Wood Frame, PureView II Mesh	VG Fir		
Upgrade Screen	Wood Frame, PureView II Mesh	Pine		
Upgrade Screen	Wood Frame, PureView Mesh	Primed Pine		
Upgrade Screen	Wood Frame, Aluminum Wire	VG Fir		
Upgrade Screen	Wood Frame, Aluminum Wire	Pine		
Upgrade Screen	Wood Frame, Aluminum Wire	Primed Pine		

#### Round Top

Item	Description	Color/Finish/Size	Spec	Part #
Standard Screen	Painted Phenolic Frame, Charcoal Fiber Mesh	Frost		ERTFCSC
Standard Screen	Painted Phenolic Frame, Charcoal Fiber Mesh	Clay		
Standard Screen	Painted Phenolic Frame, PureView II Mesh	Frost		
Standard Screen	Painted Phenolic Frame, PureView II Mesh	Clay		
Standard Screen	Painted Phenolic Frame, Aluminum Wire	Frost		
Standard Screen	Painted Phenolic Frame, Aluminum Wire	Clay		
Upgrade Screen	Wood Frame, Charcoal Fiber Mesh	VG Fir		ERTFCSC
Upgrade Screen	Wood Frame, Charcoal Fiber Mesh	Pine		
Upgrade Screen	Wood Frame, Charcoal Fiber Mesh	Primed Pine		
Upgrade Screen	Wood Frame, PureView II Mesh	VG Fir		
Upgrade Screen	Wood Frame, PureView II Mesh	Pine		
Upgrade Screen	Wood Frame, PureView Mesh	Primed Pine		
Upgrade Screen	Wood Frame, Aluminum Wire	VG Fir		
Upgrade Screen	Wood Frame, Aluminum Wire	Pine		
Upgrade Screen	Wood Frame, Aluminum Wire	Primed Pine		

LINER OPTIONS  
(EATLINER Shown)



Parts Identification

LINER OPTIONS (Continued)

Arch Top


Item	Description	Color/Finish/Size	Spec	Part #
	JAMB EXTENSION 1/2"	VG Fir Pine Primed Pine		EATLINER
	JAMB EXTENSION 7/8"			
	JAMB EXTENSION 2"			
	JAMB EXTENSION 2 3/8"			
	JAMB EXTENSION 2 1/2"			
	JAMB EXTENSION 2 7/8"			
	JAMB EXTENSION 3 1/2"			
	JAMB EXTENSION 8"			

Round Top

Item	Description	Color/Finish/Size	Spec	Part #
	JAMB EXTENSION 1/2"	VG Fir Pine Primed Pine		ERTLINER
	JAMB EXTENSION 7/8"			
	JAMB EXTENSION 2"			
	JAMB EXTENSION 2 3/8"			
	JAMB EXTENSION 2 1/2"			
	JAMB EXTENSION 2 7/8"			
	JAMB EXTENSION 3 1/2"			
	JAMB EXTENSION 8"			

## Parts Identification

### OPERATOR HANDLE AND COVER OPTIONS (RH SHOWN)



Description	Color/Finish/Size	Spec	Part #
Handle & Metal Cover Kit	Brushed Chrome	RH	HA069033BH
Handle & Metal Cover Kit	Satin Nickel	RH	HA069033NK
Handle & Metal Cover Kit	Brushed Chrome	LH	HA069034BH
Handle & Metal Cover Kit	Satin Nickel	LH	HA069034NK
Handle & Cover Kit	Bronze	RH	HA06833000VB
Handle & Cover Kit	Clay	RH	HA06833000CY
Handle & Cover Kit	White	RH	HA06833000WH
Handle & Metal Cover Kit	Bronze	RH	HA069033VB
Handle & Metal Cover Kit	Clay	RH	HA069033CY
Handle & Metal Cover Kit	White	RH	HA069033WH
Handle & Cover Kit	Bronze	LH	HA06834000VB
Handle & Cover Kit	Clay	LH	HA06834000CY
Handle & Cover Kit	White	LH	HA06834000WH
Handle & Metal Cover Kit	Bronze	LH	HA069034VB
Handle & Metal Cover Kit	Clay	LH	HA069034CY
Handle & Metal Cover Kit	White	LH	HA069034WH



## Parts Identification

---


### OPERATOR OPTIONS (RH SHOWN)



Description	Color/Finish/Size	Spec	Part #
Operator, Long Arm	AWW ≥ 25.5"	RH	HA8400
Operator, Long Arm	AWW ≥ 25.5"	LH	HA8401
Operator, Short Arm	AWW < 25.5"	RH	HA8402
Operator, Short Arm	AWW < 25.5"	LH	HA8403

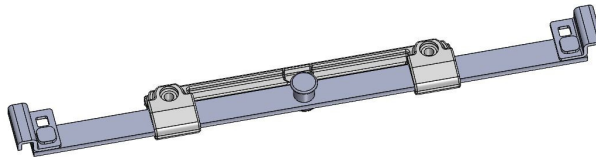
## Parts Identification

### LOCK HANDLE AND ESCUTCHEON OPTIONS



Description	Color/Finish/Size	Spec	Part #
Metal Lock Handle & Escutcheon Kit	Brushed Chrome		HA7210BH
Metal Lock Handle & Escutcheon Kit	Satin Nickel		HA7210NK
Lock Handle & Escutcheon Kit	Bronze		HA7028VB
Lock Handle & Escutcheon Kit	Clay		HA7028CY
Lock Handle & Escutcheon Kit	White		HA7028WH
Metal Lock Handle & Escutcheon Kit	Bronze		HA7210VB
Metal Lock Handle & Escutcheon Kit	Clay		HA7210CY
Metal Lock Handle & Escutcheon Kit	White		HA7210WH

### LOCK BAR OPTIONS



Description	Color/Finish/Size	Spec	Part #
Lock Bar, 1-Point, 9.75", EG	Powder Coated	20" <=ALL<34"	HA7031EGNC
Lock Bar, 1-Point 9.75", SS	Stainless Steel	20" <=ALL<34"	HA7031NC
Lock Bar, 2-Point 22.52", EG	Powder Coated	34" <=ALL<42"	HA7033EGNC
Lock Bar, 2-Point 22.52", SS	Stainless Steel	34" <=ALL<42"	HA7033NC
Lock Bar, 2-Point 30.52", EG	Powder Coated	42" <=ALL<53"	HA7035EGNC
Lock Bar, 2-Point 30.52", SS	Stainless Steel	42" <=ALL<53"	HA7035NC
Lock Bar, 3-Point 42.52", EG	Powder Coated	53" <=ALL<61"	HA7037EGNC
Lock Bar, 3-Point 42.52", SS	Stainless Steel	53" <=ALL<61"	HA7037NC
Lock Bar, 3-Point 49.52", EG	Powder Coated	61" <=ALL<70"	HA7039EGNC
Lock Bar, 3-Point 49.52", SS	Stainless Steel	61" <=ALL<70"	HA7039NC
Lock Bar, 3-Point 58.52", EG	Powder Coated	70" <=ALL	HA7041EGNC
Lock Bar, 3-Point 58.52", SS	Stainless Steel	70" <=ALL	HA7041NC

\* ALL= Actual Leg Length

## Parts Identification

### FASTENER QUICK REFERENCE

Image	Description	Color/Finish/Size	Spec	Part #
	Jamb Extension Connector	Tan		VA7476
	Bugle Head Screw	#8 x 2" Sq Drv Bugle Head Deck	SS	FA0405SSTN
	Flat Head Screw	Confirmat 7mm x 40mm PZ2 Drive	Zinc	FA7603ZP
	Dual Lock	3M Dual Lock		FA7605BL
	Wood Connector	Tan		VA7475TN
	Flat Head Screw	#8 x 1" Ph FH	SS	FA0480SS
	Glazing Clip	Tan		IM8950
	Flat Head Screw	#10 x 1 1/4" Ph FH	SS	FA8102SS
	Truss Head Screw	#12 X 1" #3 Ph/Sq Truss Hd	SS	FA7606SS
	Pocket Hole Screw	#8 x 1 1/2" WSHR HD SQ	SS	FA7608SS

REVISIONS					
REV	ECN	DESCRIPTION	DATE	DRAWN	APPD
A	4278ECNEG	INITIAL RELEASE	11/14/2016	PK	VM